



LYNX

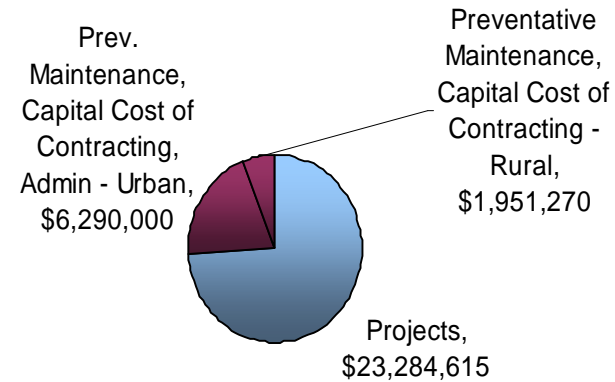
American Recovery & Reinvestment Act (ARRA) TOTAL AWARDED: \$31,525,885 OCTOBER 2009 STATUS



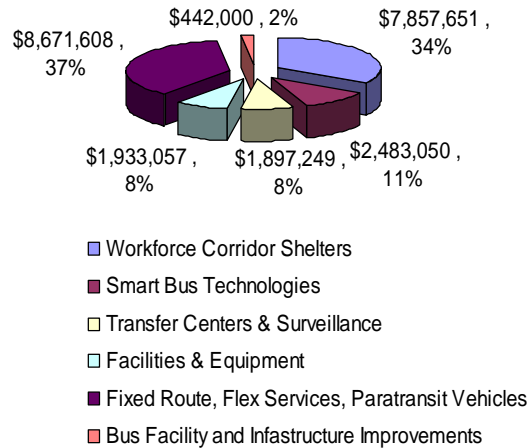
LYNX & LYNX Contractors using ARRA Funding:

Number of Direct On-Project Jobs Created/Retained = 13
 Number of Job Hours Created/Retained = 1158
 Payroll for Job Hours Created/Retained = 42,376

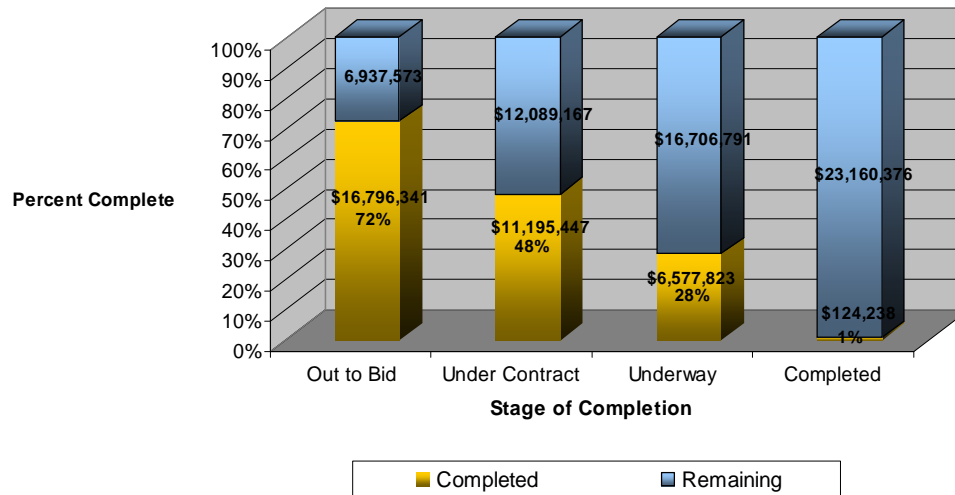
\$31,525,885 Funding Breakdown



Approved Projects = \$23,284,615



Recovery Act Funds Associated With Projects (\$23,284,615)



Note: The above Progress Chart reflects Cumulative, Per-Project Amounts (not per-contract amounts). Completed amounts shown in each subsequent stage are first shown in the previous stage (for example, in order for a project to be "Underway" it is also "Out to Bid" and "Under Contract").



LYNX
AMERICAN RECOVERY & REINVESTMENT ACT (ARRA)
TRANSPORTATION & INFRASTRUCTURE COMMITTEE REPORT
DATA REPORTED THROUGH OCTOBER 31, 2009



PROJECT	Recovery Act Funds Allocated	Recovery Act Funds Obligated	Recovery Act Funds Outlaid	Number of Projects Put Out to Bid	Funds Associated with Projects Put Out to Bid	Number of Projects Under Contract	Funds Associated with Projects Under Contract	Number of Projects in which Work Has Begun	Funds Associated with Projects in which Work Has Begun	Number of Completed Projects	Funds Associated with Completed Projects	Direct, On-Project Jobs Created or Sustained	Total Job Hours Created or Sustained	Total Payroll of Job Hours Created or Sustained
Emergency Generators	872,770			1	872,770									
Roller Brake Dynamometer	175,000			1	175,000									
Paint Booth	225,523													
Parking Lot Improvements- LOC	400,000	87,694	4,534	1	87,694	1	87,694	1	87,694			3	111	3,324
Elect/Mech Improvements	259,764			1	259,764									
Bus Shelters (Counties & City)	7,857,651	208,021	3,453	2	4,544,773	2	4,544,773	1	127,149			9	367	11,633
Fare Payment System Upgrade	937,710													
Bus Surveillance/Cameras	1,545,340			1	1,545,340									
Kissimmee Transfer Ctr Design	200,000			1	200,000	1	200,000							
Rosement Transfer Center	416,083													
West Oaks Transfer Center	416,083													
Sanford Transfer Center	416,083													
Integrate CCTV System	449,000			1	449,000									
LYMMO Buses	5,000,000	4,608,617		1	5,000,000	1	4,608,617	1	4,608,617					
Circulator Vehicles	451,608													
Paratransit Vehicles	3,220,000	1,630,125		1	3,220,000	1	1,630,125	1	1,630,125					
Energy Eff Lighting Upgrade	125,000			1	125,000									
Energy Eff/Sec Window Film	192,000			1	192,000									
Duct Disinfecting System	125,000	124,238	124,238	1	125,000	1	124,238	1	124,238	1	124,238			
LYNX PROJECTS	23,284,615	6,658,695	132,225	14	16,796,341	7	11,195,447	5	6,577,823	1	124,238	12	478	14,957
Urban Preventative Maint	4,890,000													
Urban Cap Cost of Contracting	1,000,000													
Project Administration	400,000	20,564	20,564	1	400,000	1	27,418	1	27,418			1	680	27,418
SUBTOTAL Urban Grant	29,574,615	6,679,259	152,789	15	17,196,341	8	11,222,865	6	6,605,241	1	124,238	13	1,158	42,375
Rural Preventative Maint	534,468													
Rural Cap Cost of Contracting	1,416,802													
SUBTOTAL Rural Grant	1,951,270	-	-	-	-	-	-	-	-	-	-	-	-	-
TOTALS	31,525,885	6,679,259	152,789	15	17,196,341	8	11,222,865	6	6,605,241	1	124,238	13	1,158	42,375