



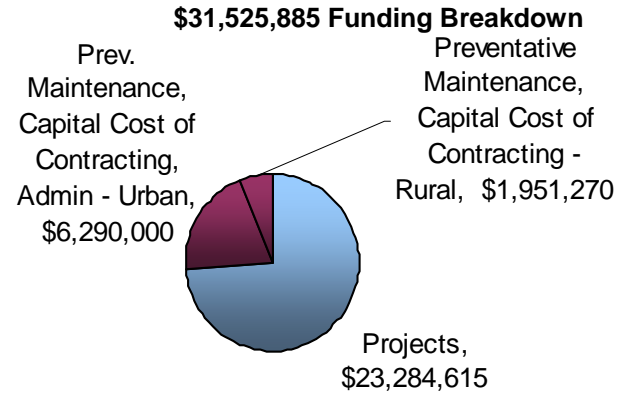
LYNX



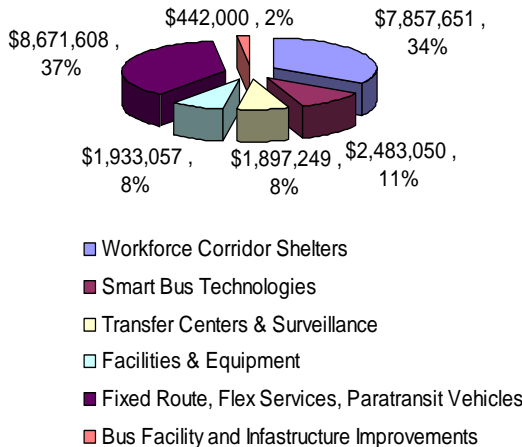
**American Recovery & Reinvestment Act (ARRA)
TOTAL AWARDED: \$31,525,885
November 2010 STATUS**

LYNX & LYNX Contractors using ARRA Funding:

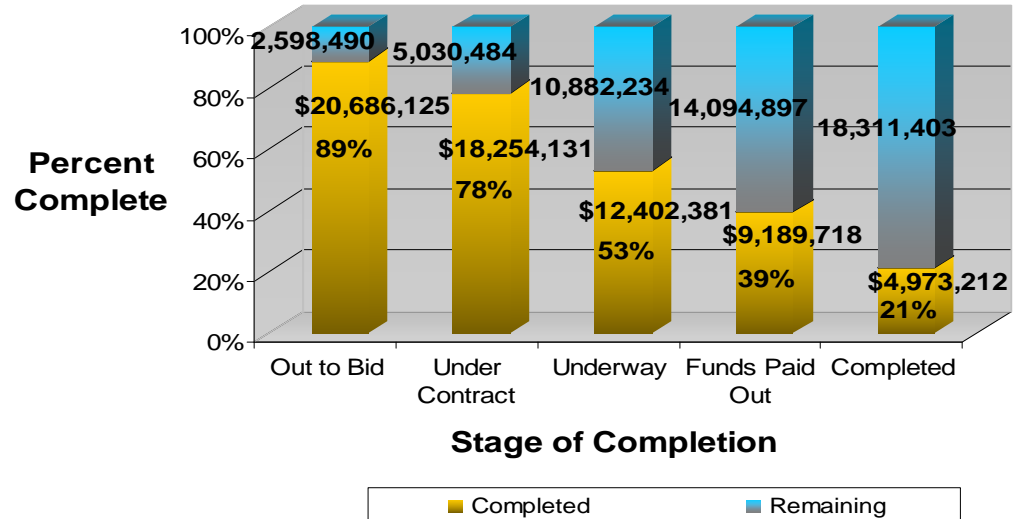
Total ARRA Funds Paid Out (Urban & Rural): \$12,130,543
 Number of Direct On-Project Jobs Created/Retained = 608
 Number of Job Hours Created/Retained = 183,816
 Payroll for Job Hours Created/Retained = \$4,437,667



Approved Projects = \$23,284,615



Recovery Act Funds Associated With Projects (\$23,284,615)



Note: The above Progress Chart reflects Cumulative, Per-Project Amounts (not per-contract amounts). Completed amounts shown in each subsequent stage are first shown in the previous stage (for example, in order for a project to be "Underway" it is also "Out to Bid" and "Under Contract").



LYNX
AMERICAN RECOVERY & REINVESTMENT ACT (ARRA)
TRANSPORTATION & INFRASTRUCTURE COMMITTEE REPORT
DATA REPORTED THROUGH NOVEMBER 30, 2010



PROJECT	Recovery Act Funds Allocated	Recovery Act Funds Obligated	Recovery Act Funds Paid Out	Number of Projects Put Out to Bid	Funds Associated with Projects Put Out to Bid	Number of Projects Under Contract	Funds Associated with Projects Under Contract	Number of Projects in which Work Has Begun	Funds Associated with Projects in which Work Has Begun	Number of Completed Projects	Funds Associated with Completed Projects	Direct, On-Project Jobs Created or Sustained	Total Job Hours Created or Sustained	Total Payroll of Job Hours Created or Sustained
Emergency Generators	872,770	67,892	66,188	1	872,770	1	67,892	1	67,892	-	-	24	426	17,079
Roller Brake Dynamometer	175,000	92,745	92,745	1	175,000	1	92,745	1	92,745	1	92,745	1	417	12,295
Paint Booth	225,523	-	-	1	225,523	-	-	-	-	-	-	-	-	-
Parking Lot Improvements- LOC	400,000	87,865	74,489	2	400,000	2	408,226	1	87,865	-	-	25	705	24,955
Elect/Mech Improvements	259,764	320,532	-	1	259,764	-	-	1	320,532	-	-	29	1,335	21,443
Bus Shelters (Counties & City)	7,857,651	3,688,863	1,885,096	1	7,857,650	1	7,857,650	1	3,688,863	-	-	307	19,459	414,381
Fare Payment System Upgrade	937,710	-	-	-	-	-	-	-	-	-	-	-	-	-
Bus Surveillance/Cameras	1,545,340	-	-	1	1,545,340	1	1,477,835	-	-	-	-	-	-	-
Kissimmee Transfer Ctr Design	200,000	-	-	1	200,000	1	200,000	-	-	-	-	-	-	-
Rosemont Transfer Center	416,083	8,327	-	1	8,327	1	8,327	1	8,327	-	-	-	-	-
West Oaks Transfer Center	416,083	15,987	7,660	1	15,987	1	15,987	1	15,987	-	-	-	-	-
Sanford Transfer Center	416,083	12,156	3,830	1	12,156	1	12,156	1	12,156	-	-	-	-	-
Integrate CCTV System	449,000	-	-	-	-	-	-	-	-	-	-	-	-	-
LYMMO Buses	5,000,000	4,608,617	4,590,437	1	5,000,000	1	4,613,917	1	4,608,617	1	4,608,617	4	8,000	520,496
Circulator Vehicles	451,608	-	-	1	451,608	-	-	-	-	-	-	-	-	-
Paratransit Vehicles	3,220,000	3,213,175	2,197,125	1	3,220,000	1	3,213,175	1	3,213,175	-	-	40	9,920	396,800
Energy Eff Lighting Upgrade	125,000	10,272	298	1	125,000	1	10,272	1	10,272	-	-	1	2	298
Energy Eff/Sec Window Film	192,000	151,711	147,612	1	192,000	1	151,711	1	151,711	1	147,612	4	200	15,150
Duct Disinfecting System	125,000	124,238	124,238	1	125,000	1	124,238	1	124,238	1	124,238	-	-	-
LYNX PROJECTS	23,284,615	12,402,381	9,189,718	18	20,686,125	15	18,254,131	13	12,402,381	4	4,973,212	435	40,464	1,422,896
Urban Preventative Maint	4,890,000	815,000	815,000	1	4,890,000	1	407,500	1	815,000	-	-	113	46,435	890,043
Urban Cap Cost of Contracting	1,000,000	-	-	1	1,000,000	-	-	-	-	-	-	-	-	-
Project Administration	400,000	204,772	174,554	1	400,000	1	204,772	1	204,772	-	-	5	4,971	173,458
SUBTOTAL Urban Grant	29,574,615	13,422,153	10,179,273	21	26,976,125	17	18,866,403	15	13,422,153	4	4,973,212	553	91,870	2,486,397
*Rural Preventative Maint	534,468	-	1,951,270	-	-	-	-	-	-	-	-	55	91,946	1,951,270
Rural Cap Cost of Contracting	1,416,802	-	-	-	-	-	-	-	-	-	-	-	-	-
SUBTOTAL Rural Grant	1,951,270	-	1,951,270	-	-	-	-	-	-	-	-	55	91,946	1,951,270
TOTALS	31,525,885	13,422,153	12,130,543	21	26,976,125	17	18,866,403	15	13,422,153	4	4,973,212	608	183,816	4,437,667