



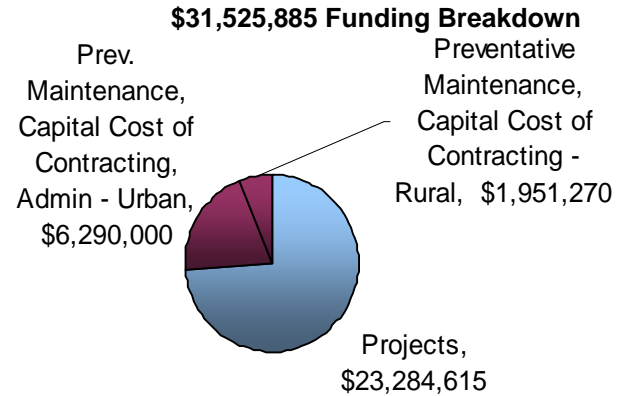
LYNX

**American Recovery & Reinvestment Act (ARRA)
TOTAL AWARDED: \$31,525,885
JUNE 2010 STATUS**

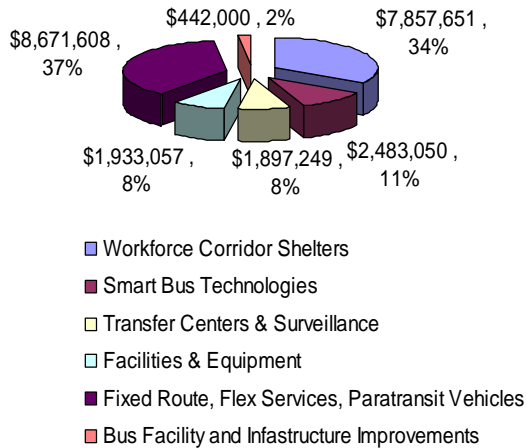


LYNX & LYNX Contractors using ARRA Funding:

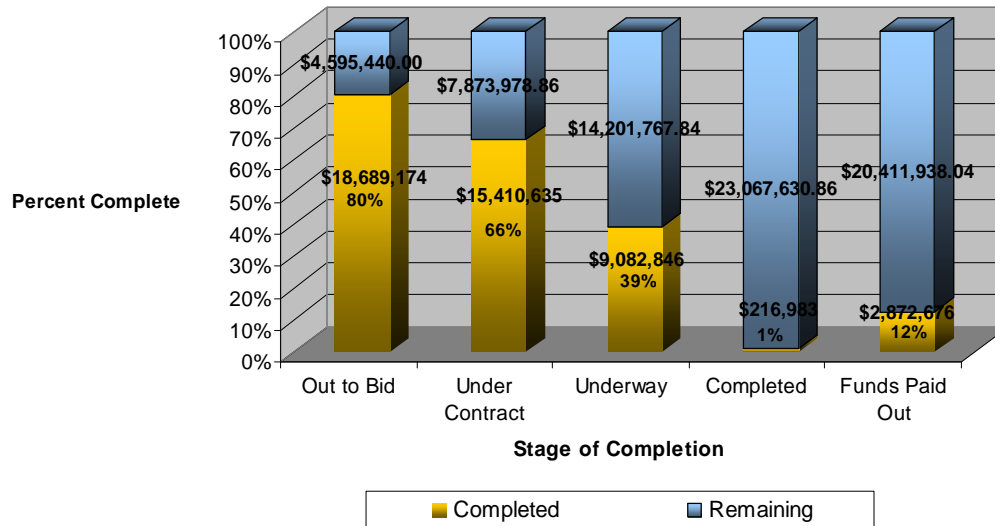
Total ARRA Funds Paid Out (Urban & Rural): \$4,949,751
 Number of Direct On-Project Jobs Created/Retained = 244
 Number of Job Hours Created/Retained = 111,543
 Payroll for Job Hours Created/Retained = \$2,586,399



Approved Projects = \$23,284,615



Recovery Act Funds Associated With Projects (\$23,284,615)



Note: The above Progress Chart reflects Cumulative, Per-Project Amounts (not per-contract amounts). Completed amounts shown in each subsequent stage are first shown in the previous stage (for example, in order for a project to be "Underway" it is also "Out to Bid" and "Under Contract").



LYNX

**AMERICAN RECOVERY & REINVESTMENT ACT (ARRA)
TRANSPORTATION & INFRASTRUCTURE COMMITTEE REPORT
DATA REPORTED THROUGH JUNE 30, 2010**



PROJECT	Recovery Act Funds Allocated	Recovery Act Funds Obligated	Recovery Act Funds Paid Out	Number of Projects Put Out to Bid	Funds Associated with Projects Put Out to Bid	Number of Projects Under Contract	Funds Associated with Projects Under Contract	Number of Projects in which Work Has Begun	Funds Associated with Projects in which Work Has Begun	Number of Completed Projects	Funds Associated with Completed Projects	Direct, On-Project Jobs Created or Sustained	Total Job Hours Created or Sustained	Total Payroll of Job Hours Created or Sustained
Emergency Generators	872,770	67,892	7,647	1	150,000	1	67,892	1	67,892			4	52	2,160
Roller Brake Dynamometer	175,000	92,745	92,745	1	175,000	1	92,745	1	92,745	1	92,745	1	417	12,295
Paint Booth	225,523													
Parking Lot Improvements- LOC	400,000	87,865	60,220	1	87,694	1	87,694	1	87,865			15	613	20,513
Elect/Mech Improvements	259,764													
Bus Shelters (Counties & City)	7,857,651	1,729,690	798,599	1	7,857,651	1	7,857,651	1	1,729,690			140	7,459	165,278
Fare Payment System Upgrade	937,710													
Bus Surveillance/Cameras	1,545,340			1	1,545,340									
Kissimmee Transfer Ctr Design	200,000			1	200,000	1	200,000							
Rosement Transfer Center	416,083													
West Oaks Transfer Center	416,083	7,660	7,660	1	7,660	1	7,660	1	7,660			2	48	624
Sanford Transfer Center	416,083	3,830	3,830	1	3,830	1	3,830	1	3,830					
Integrate CCTV System	449,000													
LYMMO Buses	5,000,000	4,613,917		1	5,000,000	1	4,613,917	1	4,613,917					
Circulator Vehicles	451,608													
Paratransit Vehicles	3,220,000	2,197,125	1,630,125	1	3,220,000	1	2,197,125	1	2,197,125			20	7,360	294,400
Energy Eff Lighting Upgrade	125,000			1	125,000									
Energy Eff/Sec Window Film	192,000	157,884	147,612	1	192,000	1	157,884	1	157,884			4	200	15,150
Duct Disinfecting System	125,000	124,238	124,238	1	125,000	1	124,238	1	124,238	1	124,238			
LYNX PROJECTS	23,284,615	9,082,846	2,872,676	13	18,689,175	11	15,410,636	10	9,082,846	2	216,983	186	16,149	510,420
Urban Preventative Maint	4,890,000													
Urban Cap Cost of Contracting	1,000,000													
Project Administration	400,000	125,805	125,805	1	400,000	1	125,805	1	125,805			4	3,448	124,709
SUBTOTAL Urban Grant	29,574,615	9,208,651	2,998,481	14	19,089,175	12	15,536,441	11	9,208,651	2	216,983	190	19,597	635,129
*Rural Preventative Maint	534,468	1,951,270	1,951,270	N/A	N/A	N/A	N/A	N/A	N/A	N/A	N/A	54	91,946	1,951,270
Rural Cap Cost of Contracting	1,416,802													
SUBTOTAL Rural Grant	1,951,270	1,951,270	1,951,270	-	-	-	-	-	-	-	-	54	91,946	1,951,270
TOTALS	31,525,885	11,159,921	4,949,751	14	19,089,175	12	15,536,441	11	9,208,651	2	216,983	244	111,543	2,586,399

* Budget Revision submitted to FDOT for Capital Cost of Contracting to be added to Preventative Maintenance