



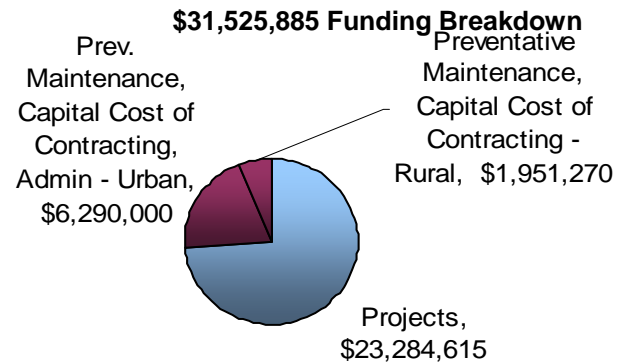
LYNX



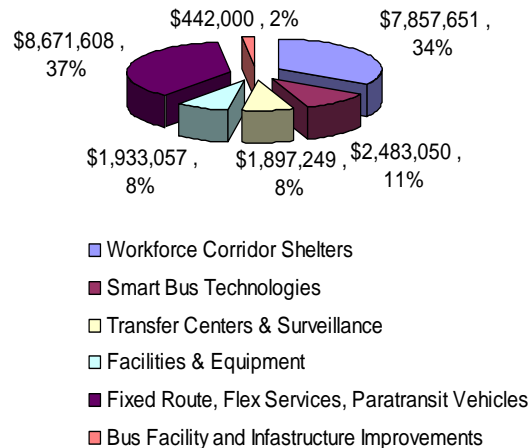
American Recovery & Reinvestment Act (ARRA) TOTAL AWARDED: \$31,525,885 July 2011 STATUS

LYNX & LYNX Contractors using ARRA Funding:

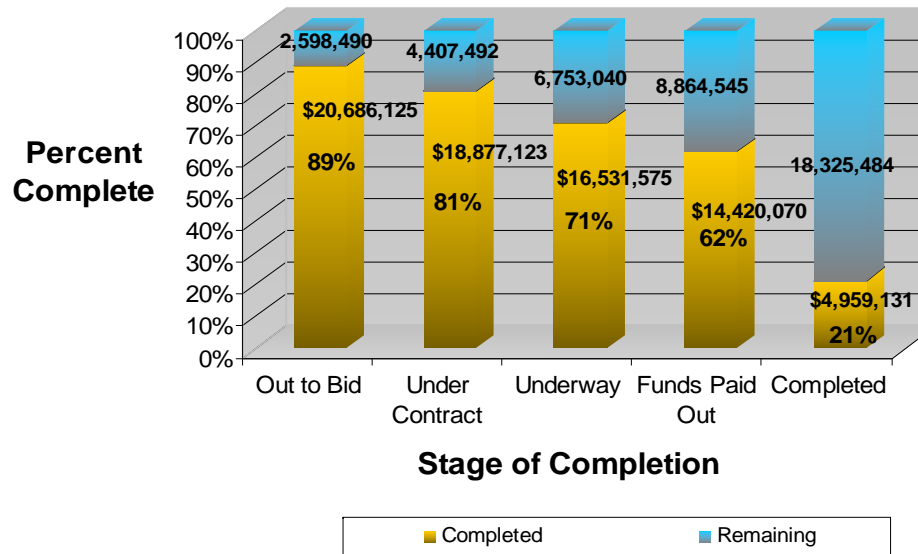
Total ARRA Funds Paid Out (Urban & Rural): \$21,475,214
 Number of Direct On-Project Jobs Created/Retained = 987
 Number of Job Hours Created/Retained = 393,345
 Payroll for Job Hours Created/Retained = \$8,416,649



Approved Projects = \$23,284,615



Recovery Act Funds Associated With Projects (\$23,284,615)



Note: The above Progress Chart reflects Cumulative, Per-Project Amounts (not per-contract amounts). Completed amounts shown in each subsequent stage are first shown in the previous stage (for example, in order for a project to be "Underway" it is also "Out to Bid" and "Under Contract").



LYNX
AMERICAN RECOVERY & REINVESTMENT ACT (ARRA)
TRANSPORTATION & INFRASTRUCTURE COMMITTEE REPORT
DATA REPORTED THROUGH July 31, 2011



PROJECT	Recovery Act Funds Allocated	Recovery Act Funds Obligated	Recovery Act Funds Paid Out	Number of Projects Put Out to Bid	Funds Associated with Projects Put Out to Bid	Number of Projects Under Contract	Funds Associated with Projects Under Contract	Number of Projects in which Work Has Begun	Funds Associated with Projects in which Work Has Begun	Number of Completed Projects	Funds Associated with Completed Projects	Direct, On-Project Jobs Created or Sustained	Total Job Hours Created or Sustained	Total Payroll of Job Hours Created or Sustained
Emergency Generators	872,770	370,792	198,663	1	872,770	1	434,132	1	434,132	-	-	43	3,702	32,897
Roller Brake Dynamometer	175,000	92,745	92,745	1	175,000	1	92,745	1	92,745	1	92,745	1	417	12,295
Paint Booth	225,523	63,340	48,356	1	225,523	1	384,670	1	384,670	-	-	-	-	-
Parking Lot Improvements- LOC	400,000	492,347	421,739	1	400,000	1	435,512	1	435,512	-	-	33	978	36,097
Elect/Mech Improvements	259,764	333,849	327,835	1	259,764	1	6,014	1	6,014	-	-	53	4,027	64,549
Bus Shelters (Counties & City)	7,857,651	5,632,532	5,221,653	1	7,857,650	1	7,857,621	1	5,632,532	-	-	545	45,972	1,177,093
Fare Payment System Upgrade	937,710	-	-	-	-	-	-	-	-	-	-	-	-	-
Bus Surveillance/Cameras	1,545,340	1,246,083	-	1	1,545,340	1	1,246,083	1	1,246,083	-	-	25	2,203	43,013
Kissimmee Transfer Ctr Design	200,000	-	-	1	200,000	1	200,000	-	-	-	-	-	-	-
Rosemont Transfer Center	416,083	87,869	4,550	1	8,327	1	8,327	1	87,869	-	-	11	92	3,081
West Oaks Transfer Center	416,083	36,996	10,327	1	15,987	1	36,996	1	36,996	-	-	1	-	-
Sanford Transfer Center	416,083	12,156	5,299	1	12,156	1	12,156	1	12,156	-	-	-	-	-
Integrate CCTV System	449,000	-	-	-	-	-	-	-	-	-	-	-	-	-
LYMMO Buses	5,000,000	4,608,617	4,590,437	1	5,000,000	1	4,590,437	1	4,590,437	1	4,590,437	4	8,000	520,496
Circulator Vehicles	451,608	-	-	1	451,608	-	-	-	-	-	-	-	-	-
Paratransit Vehicles	3,220,000	3,286,208	3,213,175	1	3,220,000	1	3,286,208	1	3,286,208	-	-	76	54,720	524,050
Energy Eff Lighting Upgrade	125,000	10,272	6,141	1	125,000	1	10,272	1	10,272	-	-	13	47	2,171
Energy Eff/Sec Window Film	192,000	151,711	151,711	1	192,000	1	151,711	1	151,711	1	151,711	4	200	15,150
Duct Disinfecting System	125,000	124,238	124,238	1	125,000	1	124,238	1	124,238	1	124,238	-	-	-
LYNX PROJECTS	23,284,615	16,549,755	14,416,870	17	20,686,125	16	18,877,123	15	16,531,575	4	4,959,131	809	120,356	2,430,891
Urban Preventative Maint	4,890,000	4,075,000	4,075,000	1	4,890,000	1	4,075,000	1	4,075,000	-	-	118	173,794	3,784,488
Urban Cap Cost of Contracting	1,000,000	777,777	777,777	1	1,000,000	1	777,777	1	777,777	-	-	-	-	-
Project Administration	400,000	262,829	251,097	1	400,000	1	262,829	1	262,829	-	-	5	7,249	250,001
SUBTOTAL Urban Grant	29,574,615	21,665,361	19,520,744	20	26,976,125	19	23,992,729	18	21,647,181	4	4,959,131	932	301,399	6,465,379
*Rural Preventative Maint	534,468	1,951,270	1,951,270	-	-	-	-	-	-	-	-	55	91,946	1,951,270
Rural Cap Cost of Contracting	1,416,802	-	-	-	-	-	-	-	-	-	-	-	-	-
SUBTOTAL Rural Grant	1,951,270	1,951,270	1,951,270	-	-	-	-	-	-	-	-	55	91,946	1,951,270
TOTALS	31,525,885	23,616,631	21,472,014	20	26,976,125	19	23,992,729	18	21,647,181	4	4,959,131	987	393,345	8,416,649