



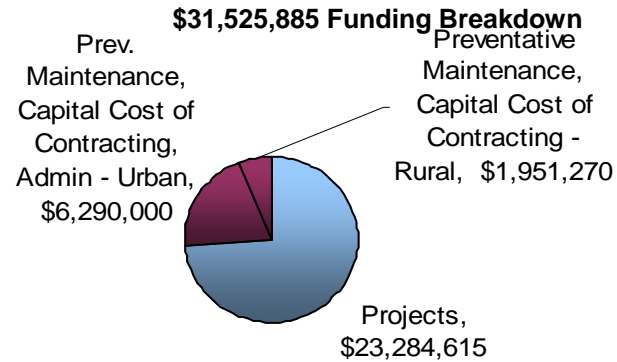
LYNX



American Recovery & Reinvestment Act (ARRA) TOTAL AWARDED: \$31,525,885 February 2011 STATUS

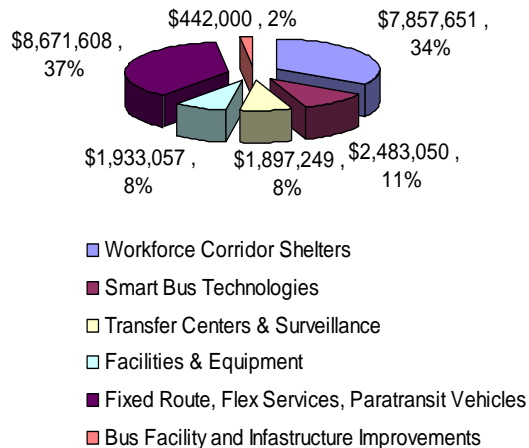
LYNX & LYNX Contractors using ARRA Funding:

Total ARRA Funds Paid Out (Urban & Rural): \$15,120,141
 Number of Direct On-Project Jobs Created/Retained = 763
 Number of Job Hours Created/Retained = 280,825
 Payroll for Job Hours Created/Retained = \$6,416,152

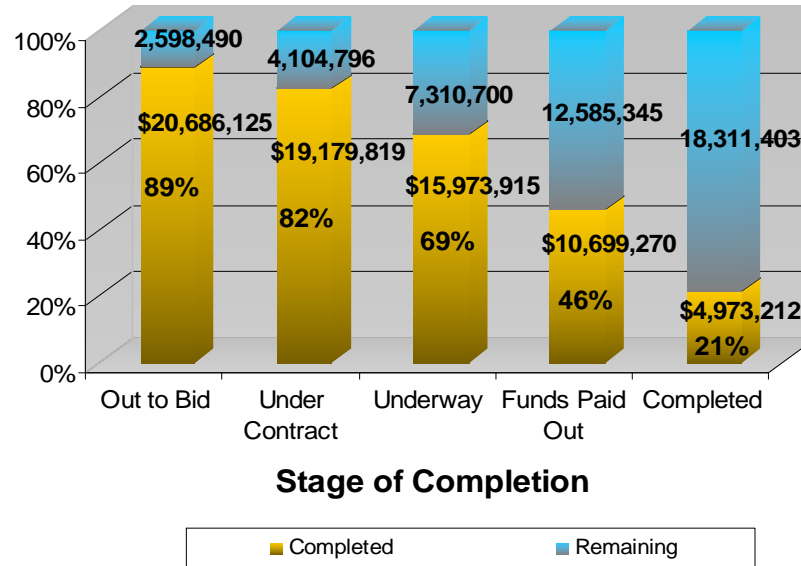


Recovery Act Funds Associated With Projects (\$23,284,615)

Approved Projects = \$23,284,615



Percent Complete



Note: The above Progress Chart reflects Cumulative, Per-Project Amounts (not per-contract amounts). Completed amounts shown in each subsequent stage are first shown in the previous stage (for example, in order for a project to be "Underway" it is also "Out to Bid" and "Under Contract").



LYNX
AMERICAN RECOVERY & REINVESTMENT ACT (ARRA)
TRANSPORTATION & INFRASTRUCTURE COMMITTEE REPORT
DATA REPORTED THROUGH February 28, 2011



PROJECT	Recovery Act Funds Allocated	Recovery Act Funds Obligated	Recovery Act Funds Paid Out	Number of Projects Put Out to Bid	Funds Associated with Projects Put Out to Bid	Number of Projects Under Contract	Funds Associated with Projects Under Contract	Number of Projects in which Work Has Begun	Funds Associated with Projects in which Work Has Begun	Number of Completed Projects	Funds Associated with Completed Projects	Direct, On-Project Jobs Created or Sustained	Total Job Hours Created or Sustained	Total Payroll of Job Hours Created or Sustained
Emergency Generators	872,770	113,160	25,347	1	872,770	1	522,608	1	522,608	-	-	34	574	24,731
Roller Brake Dynamometer	175,000	92,745	92,745	1	175,000	1	92,745	1	92,745	1	92,745	1	417	12,295
Paint Booth	225,523	63,340	48,356	1	225,523	1	381,000	1	381,000	-	-	-	-	-
Parking Lot Improvements- LOC	400,000	111,347	91,014	1	400,000	1	428,209	1	428,209	-	-	29	832	28,451
Elect/Mech Improvements	259,764	320,532	320,532	1	259,764	1	-	1	-	-	-	53	4,027	64,549
Bus Shelters (Counties & City)	7,857,651	4,854,001	3,042,138	1	7,857,650	1	7,854,606	1	4,854,001	-	-	387	28,329	708,518
Fare Payment System Upgrade	937,710	-	-	-	-	-	-	-	-	-	-	-	-	-
Bus Surveillance/Cameras	1,545,340	-	-	1	1,545,340	1	1,477,835	1	1,477,835	-	-	-	-	-
Kissimmee Transfer Ctr Design	200,000	-	-	1	200,000	1	200,000	-	-	-	-	-	-	-
Rosement Transfer Center	416,083	8,327	4,262	1	8,327	1	8,327	1	8,327	-	-	6	71	2,287
West Oaks Transfer Center	416,083	15,987	9,831	1	15,987	1	15,987	1	15,987	-	-	-	-	-
Sanford Transfer Center	416,083	12,156	5,184	1	12,156	1	12,156	1	12,156	-	-	-	-	-
Integrate CCTV System	449,000	-	-	-	-	-	-	-	-	-	-	-	-	-
LYMMO Buses	5,000,000	4,608,617	4,590,437	1	5,000,000	1	4,613,917	1	4,608,617	1	4,608,617	4	8,000	520,496
Circulator Vehicles	451,608	-	-	1	451,608	-	-	-	-	-	-	-	-	-
Paratransit Vehicles	3,220,000	3,286,208	2,197,125	1	3,220,000	1	3,286,208	1	3,286,208	-	-	58	32,160	459,800
Energy Eff Lighting Upgrade	125,000	10,272	448	1	125,000	1	10,272	1	10,272	-	-	9	18	2,040
Energy Eff/Sec Window Film	192,000	151,711	147,612	1	192,000	1	151,711	1	151,711	1	147,612	4	200	15,150
Duct Disinfecting System	125,000	124,238	124,238	1	125,000	1	124,238	1	124,238	1	124,238	-	-	-
LYNX PROJECTS	23,284,615	13,772,641	10,699,271	17	20,686,125	16	19,179,819	15	15,973,915	4	4,973,212	585	74,627	1,838,317
Urban Preventative Maint	4,890,000	2,037,500	2,037,500	1	4,890,000	1	2,037,500	1	2,037,500	-	-	118	108,077	2,417,783
Urban Cap Cost of Contracting	1,000,000	222,222	222,222	1	1,000,000	1	222,222	1	222,222	-	-	-	-	-
Project Administration	400,000	230,469	209,878	1	400,000	1	230,469	1	230,469	-	-	5	6,175	208,782
SUBTOTAL Urban Grant	29,574,615	16,262,833	13,168,871	20	26,976,125	19	21,670,011	18	18,464,106	4	4,973,212	708	188,879	4,464,882
*Rural Preventative Maint	534,468	-	1,951,270	-	-	-	-	-	-	-	-	55	91,946	1,951,270
Rural Cap Cost of Contracting	1,416,802	-	-	-	-	-	-	-	-	-	-	-	-	-
SUBTOTAL Rural Grant	1,951,270	-	1,951,270	-	-	-	-	-	-	-	-	55	91,946	1,951,270
TOTALS	31,525,885	16,262,833	15,120,141	20	26,976,125	19	21,670,011	18	18,464,106	4	4,973,212	763	280,825	6,416,152