



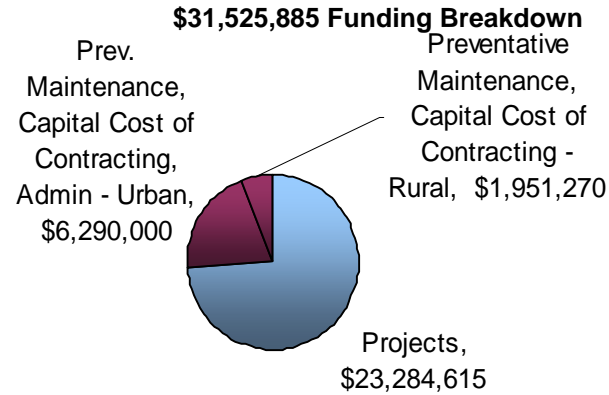
LYNX

American Recovery & Reinvestment Act (ARRA) TOTAL AWARDED: \$31,525,885 FEBRUARY 2010 STATUS

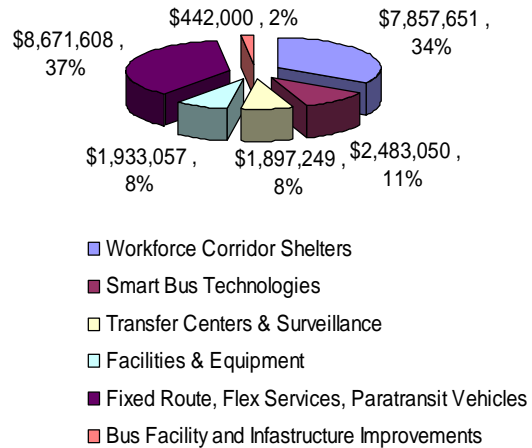


LYNX & LYNX Contractors using ARRA Funding:

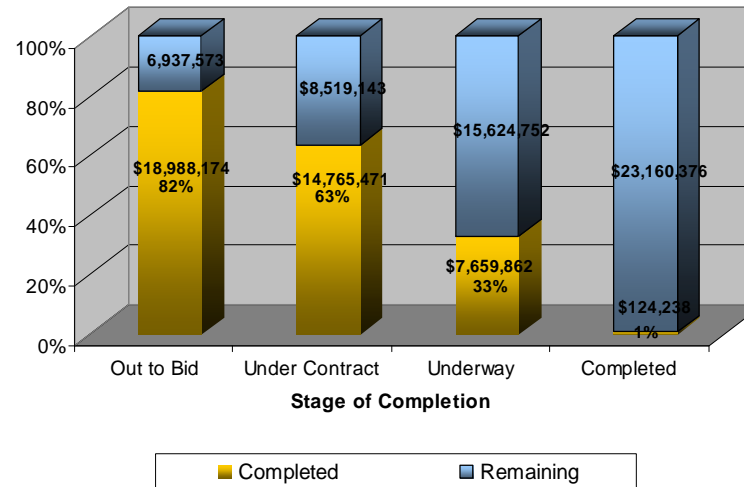
Number of Direct On-Project Jobs Created/Retained = 96
 Number of Job Hours Created/Retained = 54,605
 Payroll for Job Hours Created/Retained = 1,263,493



Approved Projects = \$23,284,615



Recovery Act Funds Associated With Projects (\$23,284,615)



Note: The above Progress Chart reflects Cumulative, Per-Project Amounts (not per-contract amounts). Completed amounts shown in each subsequent stage are first shown in the previous stage (for example, in order for a project to be "Underway" it is also "Out to Bid" and "Under Contract").



LYNX
AMERICAN RECOVERY & REINVESTMENT ACT (ARRA)
TRANSPORTATION & INFRASTRUCTURE COMMITTEE REPORT
DATA REPORTED THROUGH FEBRUARY 28, 2010



PROJECT	Recovery Act Funds Allocated	Recovery Act Funds Obligated	Recovery Act Funds Outlaid	Number of Projects Put Out to Bid	Funds Associated with Projects Put Out to Bid	Number of Projects Under Contract	Funds Associated with Projects Under Contract	Number of Projects in which Work Has Begun	Funds Associated with Projects in which Work Has Begun	Number of Completed Projects	Funds Associated with Completed Projects	Direct, On-Project Jobs Created or Sustained	Total Job Hours Created or Sustained	Total Payroll of Job Hours Created or Sustained
Emergency Generators	872,770													
Roller Brake Dynamometer	175,000	92,745		1	175,000	1	92,745	1	92,745					
Paint Booth	225,523													
Parking Lot Improvements- LOC	400,000	87,865	40,678	1	87,694	1	87,694	1	87,865			17	522	17,119
Elect/Mech Improvements	259,764													
Bus Shelters (Counties & City)	7,857,651	951,869	90,348	2	7,857,651	2	7,857,651	2	951,869			23	923	29,404
Fare Payment System Upgrade	937,710													
Bus Surveillance/Cameras	1,545,340			1	1,545,340									
Kissimmee Transfer Ctr Design	200,000			1	200,000	1	200,000							
Rosement Transfer Center	416,083													
West Oaks Transfer Center	416,083	7,660		1	7,660	1	7,660	1	7,660					
Sanford Transfer Center	416,083	3,830		1	3,830	1	3,830	1	3,830					
Integrate CCTV System	449,000			1	449,000									
LYMMO Buses	5,000,000	4,613,917		1	5,000,000	1	4,613,917	1	4,613,917					
Circulator Vehicles	451,608													
Paratransit Vehicles	3,220,000	1,630,125		1	3,220,000	1	1,630,125	1	1,630,125					
Energy Eff Lighting Upgrade	125,000			1	125,000									
Energy Eff/Sec Window Film	192,000	147,612		1	192,000	1	147,612	1	147,612					
Duct Disinfecting System	125,000	124,238	124,238	1	125,000	1	124,238	1	124,238	1	124,238			
LYNX PROJECTS	23,284,615	7,659,861	255,264	14	18,988,175	11	14,765,472	10	7,659,861	1	124,238	40	1,445	46,523
Urban Preventative Maint	4,890,000													
Urban Cap Cost of Contracting	1,000,000													
Project Administration	400,000	73,827	59,745	1	400,000	1	73,827	1	73,827			3	1,880	72,731
SUBTOTAL Urban Grant	29,574,615	7,733,688	315,009	15	19,388,175	12	14,839,299	11	7,733,688	1	124,238	43	3,325	119,254
*Rural Preventative Maint	534,468	1,144,239	1,144,239	N/A	N/A	N/A	N/A	N/A	N/A	N/A	N/A	53	51,280	1,144,239
Rural Cap Cost of Contracting	1,416,802													
SUBTOTAL Rural Grant	1,951,270	1,144,239	1,144,239	-	-	-	-	-	-	-	-	53	51,280	1,144,239
TOTALS	31,525,885	8,877,927	1,459,248	15	19,388,175	12	14,839,299	11	7,733,688	1	124,238	96	54,605	1,263,493

* Budget Revision submitted to FDOT for Capital Cost of Contracting to be added to Preventative Maintenance