



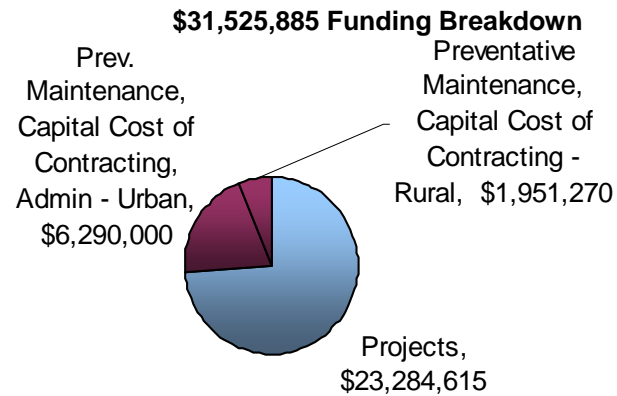
LYNX



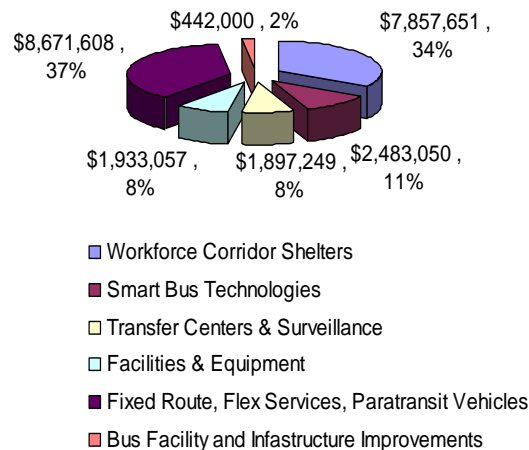
American Recovery & Reinvestment Act (ARRA) TOTAL AWARDED: \$31,525,885 December 2010 STATUS

LYNX & LYNX Contractors using ARRA Funding:

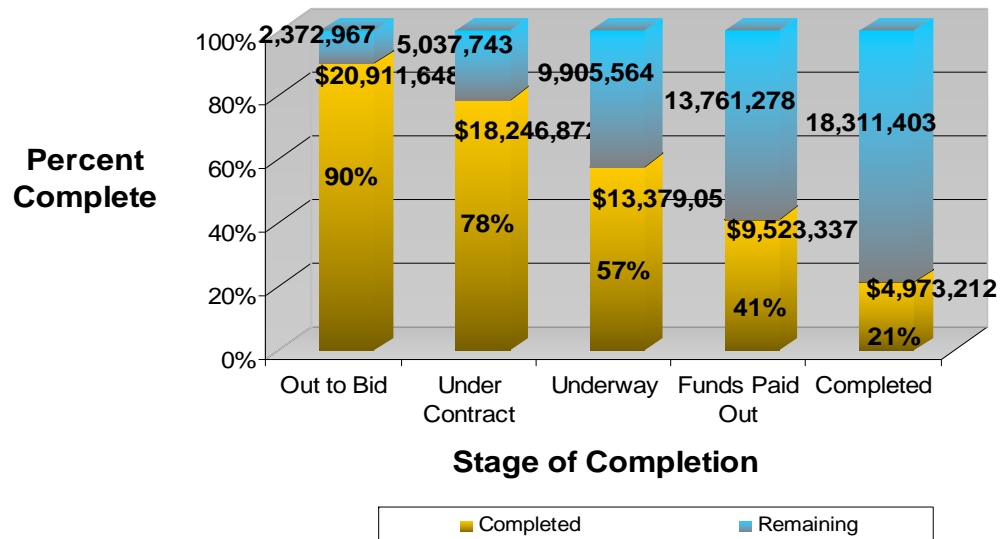
Total ARRA Funds Paid Out (Urban & Rural): \$12,130,543
 Number of Direct On-Project Jobs Created/Retained = 608
 Number of Job Hours Created/Retained = 183,816
 Payroll for Job Hours Created/Retained = \$4,437,667



Approved Projects = \$23,284,615



Recovery Act Funds Associated With Projects (\$23,284,615)



Note: The above Progress Chart reflects Cumulative, Per-Project Amounts (not per-contract amounts). Completed amounts shown in each subsequent stage are first shown in the previous stage (for example, in order for a project to be "Underway" it is also "Out to Bid" and "Under Contract").



LYNX
AMERICAN RECOVERY & REINVESTMENT ACT (ARRA)
TRANSPORTATION & INFRASTRUCTURE COMMITTEE REPORT
DATA REPORTED THROUGH DECEMBER 31, 2010



PROJECT	Recovery Act Funds Allocated	Recovery Act Funds Obligated	Recovery Act Funds Paid Out	Number of Projects Put Out to Bid	Funds Associated with Projects Put Out to Bid	Number of Projects Under Contract	Funds Associated with Projects Under Contract	Number of Projects in which Work Has Begun	Funds Associated with Projects in which Work Has Begun	Number of Completed Projects	Funds Associated with Completed Projects	Direct, On-Project Jobs Created or Sustained	Total Job Hours Created or Sustained	Total Payroll of Job Hours Created or Sustained
Emergency Generators	872,770	67,892	66,188	1	872,770	1	67,892	1	67,892	-	-	34	574	24,731
Roller Brake Dynamometer	175,000	92,745	92,745	1	175,000	1	92,745	1	92,745	1	92,745	1	417	12,295
Paint Booth	225,523	-	-	1	259,764	-	-	-	-	-	-	-	-	-
Parking Lot Improvements- LOC	400,000	87,865	74,489	2	313,217	1	87,694	1	87,865	-	-	29	832	28,451
Elect/Mech Improvements	259,764	331,717	105,751	1	312,306	1	331,717	1	331,717	-	-	38	2,862	43,864
Bus Shelters (Counties & City)	7,857,651	4,654,348	2,105,175	1	7,857,650	1	7,839,206	1	4,654,348	-	-	325	22,625	486,901
Fare Payment System Upgrade	937,710	-	-	-	-	-	-	-	-	-	-	-	-	-
Bus Surveillance/Cameras	1,545,340	-	-	1	1,545,340	1	1,477,835	-	-	-	-	-	-	-
Kissimmee Transfer Ctr Design	200,000	-	-	1	200,000	1	200,000	-	-	-	-	-	-	-
Rosemont Transfer Center	416,083	8,327	4,262	1	8,327	1	8,327	1	8,327	-	-	6	69	1,699
West Oaks Transfer Center	416,083	15,987	9,314	1	241,510	1	15,987	1	15,987	-	-	-	-	-
Sanford Transfer Center	416,083	12,156	5,701	1	12,156	1	12,156	1	12,156	-	-	-	-	-
Integrate CCTV System	449,000	-	-	-	-	-	-	-	-	-	-	-	-	-
LYMMO Buses	5,000,000	4,608,617	4,590,437	1	5,000,000	1	4,613,917	1	4,608,617	1	4,608,617	4	8,000	520,496
Circulator Vehicles	451,608	-	-	1	451,608	-	-	-	-	-	-	-	-	-
Paratransit Vehicles	3,220,000	3,213,175	2,197,125	1	3,220,000	1	3,213,175	1	3,213,175	-	-	40	9,920	396,800
Energy Eff Lighting Upgrade	125,000	10,272	298	1	125,000	1	10,272	1	10,272	-	-	7	12	1,716
Energy Eff/Sec Window Film	192,000	151,711	147,612	1	192,000	1	151,711	1	151,711	1	147,612	4	200	15,150
Duct Disinfecting System	125,000	124,238	124,238	1	125,000	1	124,238	1	124,238	1	124,238	-	-	-
LYNX PROJECTS	23,284,615	13,379,051	9,523,337	18	20,911,648	15	18,246,872	13	13,379,051	4	4,973,212	488	45,511	1,532,103
Urban Preventative Maint	4,890,000	1,222,500	1,222,500	1	4,890,000	1	1,222,500	1	1,222,500	-	-	114	67,895	1,399,692
Urban Cap Cost of Contracting	1,000,000	-	-	1	1,000,000	-	-	-	-	-	-	-	-	-
Project Administration	400,000	213,136	186,100	1	400,000	1	213,136	1	213,136	-	-	5	5,364	185,003
SUBTOTAL Urban Grant	29,574,615	14,814,687	10,931,937	21	27,201,648	17	19,682,508	15	14,814,687	4	4,973,212	607	118,770	3,116,798
*Rural Preventative Maint	534,468	-	1,951,270	-	-	-	-	-	-	-	-	55	91,946	1,951,270
Rural Cap Cost of Contracting	1,416,802	-	-	-	-	-	-	-	-	-	-	-	-	-
SUBTOTAL Rural Grant	1,951,270	-	1,951,270	-	-	-	-	-	-	-	-	55	91,946	1,951,270
TOTALS	31,525,885	14,814,687	12,883,207	21	27,201,648	17	19,682,508	15	14,814,687	4	4,973,212	662	210,716	5,068,068