



LYNX

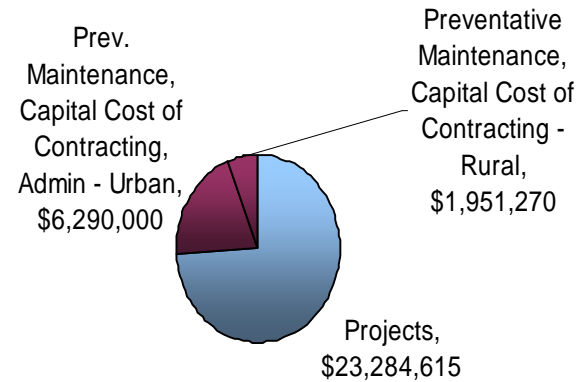
**American Recovery & Reinvestment Act (ARRA)
TOTAL AWARDED: \$31,525,885
AUGUST 2009 STATUS**



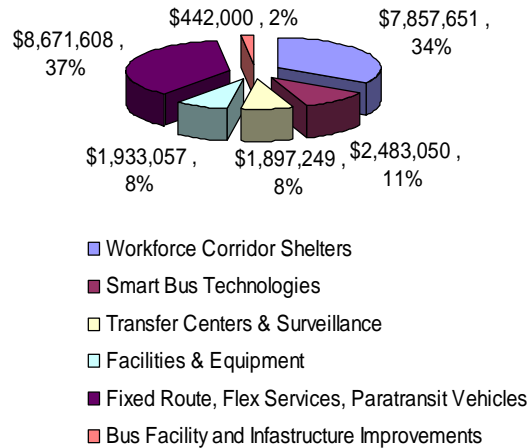
LYNX & LYNX Contractors using ARRA Funding:

Number of Direct On-Project Jobs Created/Retained = 2
 Number of Job Hours Created/Retained = 349
 Payroll for Job Hours Created/Retained = 14,876

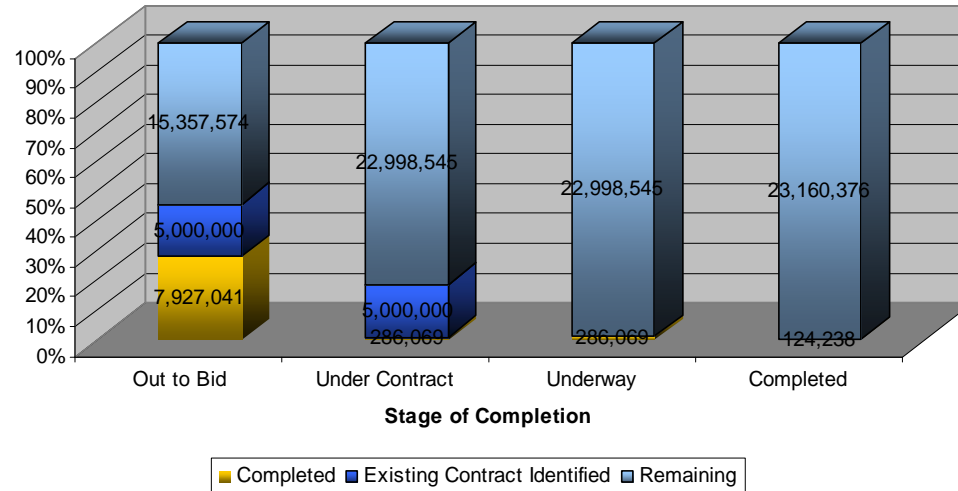
\$31,525,885 Funding Breakdown



Approved Projects = \$23,284,615



Recovery Act Funds Associated With Projects (\$23,284,615)



Note: The above Progress Chart reflects Cumulative, Per-Project Amounts (not per-contract amounts). Completed amounts shown in each subsequent stage are first shown in the previous stage (for example, in order for a project to be "Underway" it is also "Out to Bid" and "Under Contract").



LYNX
AMERICAN RECOVERY & REINVESTMENT ACT (ARRA)
TRANSPORTATION & INFRASTRUCTURE COMMITTEE REPORT
DATA REPORTED THROUGH AUGUST 31, 2009



PROJECT	Recovery Act Funds Allocated	Recovery Act Funds Obligated	Recovery Act Funds Outlaid	Number of Projects Put Out to Bid	Funds Associated with Projects Put Out to Bid	Number of Projects Under Contract	Funds Associated with Projects Under Contract	Number of Projects in which Work Has Begun	Funds Associated with Projects in which Work Has Begun	Number of Completed Projects	Funds Associated with Completed Projects	Direct, On-Project Jobs Created or Sustained	Total Job Hours Created or Sustained	Total Payroll of Job Hours Created or Sustained
Emergency Generators	872,770			1	872,770									
Roller Brake Dynamometer	175,000			1	175,000									
Paint Booth	225,523													
Parking Lot Improvements- LOC	400,000	87,694	3,388	1	87,694	1	87,694	1	87,694			1	29	1,167
Elect/Mech Improvements	259,764			1	259,764									
Bus Shelters	7,857,651	74,137		1	4,544,473	1	74,137	1	74,137					
Fare Payment System Upgrade	937,710													
Bus Surveillance/Cameras	1,545,340			1	1,545,340									
Kissimmee Tranfer Center	200,000													
Rosement Transfer Center	416,083													
West Oaks Transfer Center	416,083													
Sanford Transfer Center	416,083													
Integrate CCTV System	449,000													
LYMMO Busses	5,000,000													
Circulator Vehicles	451,608													
Paratransit Vehicles	3,220,000													
Energy Eff Lighting Upgrade	125,000			1	125,000									
Energy Eff/Sec Window Film	192,000			1	192,000									
Zmek Disinfecting System	125,000	124,238	124,238	1	125,000	1	124,238	1	124,238	1	124,238			
LYNX PROJECTS	23,284,615	286,069	127,626	9	7,927,041	3	286,069	3	286,069	1	124,238	1	29	1,167
Urban Preventative Maint	4,890,000													
Urban Cap Cost of Contracting	1,000,000													
Project Administration	400,000	13,709	13,709									1	320	13,709
SUBTOTAL URBAN GRANT	29,574,615	299,778	141,335	9	7,927,041	3	286,069	3	286,069	1	124,238	2	349	14,876
Rural Preventative Maint	534,468													
Rural Cap Cost of Contracting	1,416,802													
SUBTOTAL RURAL GRANT	1,951,270	-	-	-	-	-	-	-	-	-	-	-	-	-
TOTAL LYNX FUNDING	31,525,885	299,778	141,335	9	7,927,041	3	286,069	3	286,069	1	124,238	2	349	14,876