






WELSH & ABBARDI

EFFECTIVE APRIL 2021 - ALL BUS SERVICE FREQUENCIES ARE APPROXIMATE AND SUBJECT TO CHANGE

SUNRAIL STATION	LINK	DESTINATION	APPROX. FREQUENCY IN MINUTES		
			MONDAY-FRIDAY ONLY		
			ALL-DAY	PEAK*	OFF-PEAK
Sanford	34	Sanford	--	30	60
	46E	SR-46/Midway	--	30	60
	46W	SR-46/Seminole Centre	--	30	60
	651	Goldsboro NeighborLink	60	--	--
Lake Mary	45	Lake Mary	--	30	60
Longwood	434	State Rd 434 Crosstown	60	--	--
Altamonte Springs	436N	Fern Park/Apopka	30	--	--
Maitland	102	Orange Ave/South U.S. 17-92	--	15	15-60
	652	Maitland Center NeighborLink	--	60	--
Winter Park	1	Winter Park/Altamonte Springs	60	60	60
	9	Winter Park/Rosemont	--	60	--
	23	Winter Park/Spring Village	--	60	--
	102	Orange Ave/South U.S. 17-92	--	15	15-60
	443	Lee Rd Crosstown	60	--	--
AdventHealth Orlando	102	Orange Ave/South U.S. 17-92	--	15	15-60
	125	Silver Star Rd Crosstown	--	20	30-60
LYNX Central Station	Connect with more than 30 Links and LYMMO from LYNX Central Station. See brochures  LYNX Central Station and  LYMMO for more details.				
Church Street	LYMMO	Orange Line	--	7-15	6-15**
	LYMMO	Grapefruit Line	--	10	10-15
Orlando Health/Amtrak	40	Americana Blvd/Universal Orlando	60	--	--
Sand Lake Road	11	S. Orange Ave/Orlando Int'l Airport	--	30	--
	18	S. Orange Ave/Kissimmee	60	--	--
	42	International Dr/Orlando Int'l Airport	--	30	--
	111	Orlando Int'l Airport/Seaworld	--	30	60
Meadow Woods	18	S. Orange Ave/Kissimmee	60	--	--
	418	Florida Mall/Meadow Woods/Lake Nona	60	--	--
Tupperware	155	The Loop/Buena Ventura Lakes/Osceola Blvd	--	30	--
	631	Buena Ventura Lakes NeighborLink	60	--	--
	632	N. Kissimmee NeighborLink	60	--	--
Kissimmee/Amtrak	Connect with 10 routes. See brochure  Kissimmee Intermodal Station for more details.				
Poinciana	306	Poinciana/Disney Direct	--	2 trips	--
	604	Intercession City/Campbell City NeighborLink	--	60	--

* SunRail peak service is generally 5:30 am – 8:30 am and 4:00 – 7:00 pm weekdays; however, times vary based on SunRail station location and direction of travel. Please check schedule information at www.SunRail.com prior to travel.

** 6 min service from 10:30 am – 2.30 pm



SUNRAIL

CENTRAL FLORIDA'S
COMMUTER TRAIN

 sunrail.com

 855.RAIL.411


 Free transfer between LYNX and SunRail at a SunRail station


LYNX makes every effort to coordinate connecting bus schedules with SunRail train schedules, however due to changing conditions on local roads and the desire to coordinate schedules with other LYNX routes, a layover may be necessary.


CAN'T FIND YOUR LINK?


LYNX has 21 brochures, listed below, to help you find your bus. Each one shows the Links serving a certain area, like Fern Park, or a particular service, like LYMMO. You can also use the table to the right, which shows each Link and the brochure it appears on. Note that some Links are shown on more than one brochure.


LYNX BUS SERVICE BROCHURES


-  Apopka SuperStop


 Colonial Plaza SuperStop


 Colonial Dr East/West


 Colonial Dr West/West Oaks Mall


 Destination Parkway



 Dixie Belle Dr & Gatlin Ave


 FastLink Services


 Fern Park SuperStop


 Florida Mall SuperStop


 Kissimmee Intermodal Station


 LYNX Central Station
-  LYMMO


 Orlando International Airport


 Poinciana Walmart Center


 Rosemont SuperStop


 Sanford Seminole Centre

 SunRail Connections

 UCF Area

 Disney Area

 Washington Shores SuperStop






 Winter Park Village Area

QUESTIONS?

-  Visit us online golynx.com

 Give us a call 407.841.LYNX
-  Like us on Facebook facebook.com/golynx

 Follow us on Twitter [@lynxbusorlando](https://twitter.com/lynxbusorlando)

Link	Brochure	Link	Brochure	Link	Brochure	Link	Brochure
1	R V	42	E I N R	300	L T	FastLink	
3	F L	44	A	301	T	407	G N K
6	B F	45	Q R	302	P T	418	G I R
7	I L	46E	Q R	303	T U	441	G I K L
8	E L	46W	Q R	304	T	LYMMO	
9	P R V	48	C L	305	T	  Orange Line	
10	K	49	C L	306	O R T	  Lime Line	
11	L N R	50	L T	313	B L	 Grapefruit Line	
13	B L S	51	B L N	319	L U		
15	L S	54	D L	405	A	NeighborLink	
18	K L R	55	K	426	O	601	O
20	L U	56	K T	434	R S	604	O R
21	L U	57	K U	436N	A H R	611	D
23	P R V	58	E	436S	F H N	612	C D
24	U	102	H L R V	443	P R V	613	D
25	L U	103	H Q	709	K	621	S
26	K O	104	C L S			622	S
28	C L	105	C D L			631	K R
29	C L	106	A L P			632	K R
34	Q R	107	I L			641	E
36	L U	108	I K			651	Q R
37	I	111	E I N R			652	A H R V
38	E L	125	D L R				
40	L R U	155	K R				